












# Product Overview

	ANSI Lamp Designation	NEMA Lamp Designation	Built-In Starter	LAMP MANUFACTURER		
				GE	OSI	Philips
 Twin, 2-Pin	5W/4T4/T/G23/PH	CFT5W/G23	YES	F5 BX	CF 5DS	PL-S 5W
	7W/5T4/T/G23/PH	CFT7W/G23	YES	F7 BX	CF 7DS	PL-S 7W
	9W/6T4/T/G23/PH	CFT9W/G23	YES	F9 BX	CF 9DS	PL-S 9W
	13W/7T4/T/GX23/PH	CFT13W/GX23	YES	F13 BX	CF 13DS	PL-S 13W
 Quad, 2-Pin	9W/4T4/Q/G23-2/PH	CFQ9W/G23	YES	F9 DBX23	CF 9DD	—
	13W/5T4/Q/GX23-2/PH	CFQ13W/GX23	YES	F13 DBX23	CF 13DD	PL-C 13W/USA
 Quad, 2-Pin	13W/6T4/Q/G24d-1/PH	CFQ13W/G24d	YES	F13 DBX T4	—	PL-C 13W
	18W/7T4/Q/G24d-2/PH	CFQ18W/G24d	YES	F18 DBX T4	CF 18DD	PL-C 18W
	26W/8T4/Q/G24d-3/PH	CFQ26W/G24d	YES	F26 DBX T4	CF 26DD	PL-C 26W
 Quad, 4-Pin	13W/6T4/Q/G24q-1	CFQ13W/G24q	NO	F13 DBX/4P	CF 13DD/E	PL-C 13W/4P
	18W/7T4/Q/G24q-2	CFQ18W/G24q	NO	F18 DBX/4P	CF 18DD/E	PL-C 18W/4P
	26W/8T4/Q/G24q-3	CFQ26W/G24q	NO	F26 DBX/4P	CF 26DD/E	PL-C 26W/4P
 Square, (2D)	10W/3.5T4/S/GR10q-4	CFS10W/GR10q	NO	F10 2D/4P	—	—
	16W/5.5T4/S/GR10q-4	CFS16W/GR10q	NO	F16 2D/4P	—	—
	21W/5.5T4/S/GR10q-4	CFS21W/GR10q	NO	F21 2D/4P	—	—
	28W/8T6/S/GR8-2/PH	CFS28W/GR8	YES	F28 2D	—	—
	28W/8T6/S/GR10q-4	CFS28W/GR10q	NO	F28 2D/4P	—	—
	38W/8T6/S/GR10q-4	CFS38W/GR10q	NO	F38 2D/4P	—	—
	55W/8T6/S/GRY10q-3	CFS55W/GRY10q	NO	F55 2D/4P	—	—
 T5 Quad, 2-Pin	20W/6T5/Q/GX32d-2/PH	CFQ20W/GX32d	YES	—	—	PL-C 15MM/22W
	27W/7T5/Q/GX32d-3/PH	CFQ27W/GX32d	YES	—	—	PL-C 15MM/28W
 Twin T4, 4-Pin	13W/6T4/T/2GX7	CFT13W/2GX7	NO	—	CF 13DS/E	—
 Long Twin T5, 4-Pin	18-20W/9T5/T/2G11/PH-RS	FT18W/2G11	NO	F18 BX	FT 18DL	—
	18W/10T5/T/2G11/RS	FT18W/2G11/RS	NO	F18 BX/RS	FT 18DL/RS	PL-L 18W
	18W/5T5/T/2G10	CFM18W/2G10	NO	—	CF 18DF	—
	24-27W/13T5/T/2G11/PH-RS	FT24W/2G11/RS	NO	F27 BX/RS	FT 24DL	PL-L 24W
	24W/7T5/T/2G10	CFM24W/2G10	NO	—	CF 24DF	—
	36-39W/16T5/T/2G11/PH-RS	FT36W/2G11/RS	NO	F39 BX/RS	FT 36DL	PL-L 36W
	36W/9T5/T/2G10	CFM36W/2G10	NO	—	CF 36DF	—
	40W/22T5/T/2G11/RS	FT40W/2G11/RS	NO	F40 BX/RS	FT 40DL/RS	PL-L 40W/RS
	50W/22T5/T/2G11/RS	FT50W/2G11/RS	NO	F50 BX/RS	—	PL-L 50W/RS
	55W/21T5/T/2G11	FT55W/2G11	NO	F55 BX	FT 55DL	—
	80W/22T5/T/2G11	FT80W/2G11	NO	—	—	PL-L 80W
 Multiple, 2-Pin	18W/5T4/M/GX24d-2	CFM18W/GX24d	YES	—	CF 18DT	—
	26W/6T4/M/GX24d-3	CFM26W/GX24d	YES	—	CF 26DT	—
 Multiple, 4-Pin	13W/5T4/M/GX24q-1	CFM13W/GX24q	NO	F13 TBX/4P	CF 13DT/E	—
	18W/5T4/M/GX24q-2	CFM18W/GX24q	NO	F18 TBX/4P	CF 18DT/E/IN	PL-T 18W/4P
	26W/6T4/M/GX24q-3	CFM26W/GX24q	NO	F26 TBX/4P	CF 26DT/E/IN	PL-T 26W/4P
	32W/6T4/M/GX24q-3	CFM32W/GX24q	NO	F32 TBX/4P/EOL	CF 32DT/E/IN	PL-T 32W/4P
	42W/7T4/M/GX24q-4	CFM42W/GX24q	NO	F42 TBX/4P/EOL	CF 42DT/E/IN	PL-T 42W/4P
	57W/7T4/M/GX24q-5	CFM57W/GX24q	NO	F57 QBX/4P/EOL	CF 57DT/E/IN	—
	70W/8T4/M/GX24q-6	CFM70W/GX24q	NO	F70 QBX/4P/EOL	—	—
 T5 Circular, 4-Pin	—	FC9T5-22W/2GX13	NO	—	FPC22	FC9T5 22W
	—	FC12T5-40W/2GX13	NO	—	FPC40	FC12T5 40W
	—	FC12T5-55W/2GX13	NO	—	FPC55/HO	FC12T5 55W